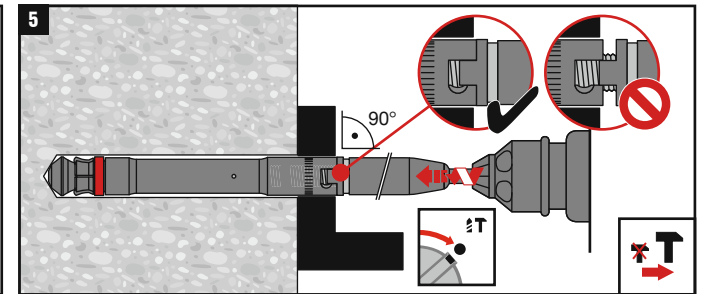
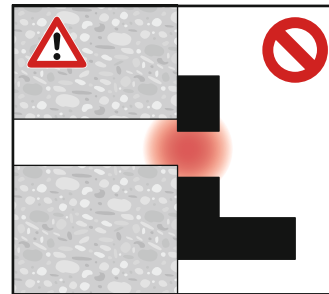
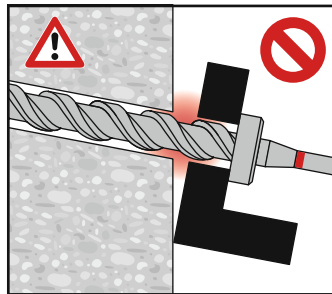


HDA-T/-TF	t _{fix} min - max [mm]	d _f [mm]	h _s	SW [mm]	T _{inst}
M20 × 250/50	20 - 50	40	2 - 8 mm (1/16" - 5/16")	30	300 Nm (221 ft-lb)
M20 × 250/100	20 - 100	40			



HDA-T/-TF			
M20 × 250/50	TE-Y-HDA-B 37 × 300	TE-Y-HDA-ST 37-M20	TE 70 - (03)
M20 × 250/100	TE-Y-HDA-B 37 × 350		TE 70 - (04)

